



CHOLERA SITUATION REPORT

WEEKLY EPIDEMIOLOGICAL REPORT 06

Epi Week 29: 19th July – 25th July 2021

DATA AS REPORTED AND ACCURATE BY NCDC AS AT MIDNIGHT 25th JULY 2021

The information contained in this document is confidential, privileged and only for the intended recipient and may not be used, published or redistributed to the public

HIGHLIGHTS

- Twenty-two states and FCT have reported suspected cholera cases in 2021. These are Benue, Delta, Zamfara, Gombe, Bayelsa, Kogi, Sokoto, Bauchi, Kano, Kaduna, Plateau, Kebbi, Cross River, Nasarawa, Niger, Jigawa, Yobe, Kwara, Adamawa, Enugu, Katsina, Borno and FCT
- In the reporting week, eight states reported **650** suspected cases - **Bauchi (280), Jigawa (201), Kano (71), Zamfara (35), Enugu (30), Katsina (20), Borno (11) and Adamawa (2)**. Of this, **there was no confirmed case reported**
- **There were 7 deaths from Jigawa (4) and Zamfara (3) states with CFR 1.1%**
- Four new states (Adamawa, Borno, Enugu and Katsina) reported cases in epi week 29
- A total of 650 suspected cases were reported this week representing a 60% decrease compared to 1634 suspected cases recorded in week 28
- The national multi-sectoral EOC activated at level 02 continues to coordinate the national response

Epi-Summary

- As at **July 25, 2021**, a total of **27,186 suspected cases including 653 deaths (CFR 2.4%)** have been reported from 22 states and FCT (Benue, Delta, Zamfara, Gombe, Bayelsa, Kogi, Sokoto, Bauchi, Kano, Kaduna, Plateau, Kebbi, Cross River, Niger, Nasarawa, Jigawa, Yobe, Kwara, Enugu, Adamawa, Katsina, Borno and FCT) since the beginning of 2021
- Of the reported cases since the beginning of the year, **27% are aged 5 - 14 years**
- Of all suspected cases, **51% are males and 49% are females**
- There has been a **decrease in the number of new cases** in the last two weeks. **Bauchi (1354), Kano (514), Jigawa (201), Zamfara (73), and Enugu (30) account for 96% of 2,273 cases reported** in the last two weeks (28 and 29)
- Since the beginning of the year, a total of 616 samples have been collected with positive cases as follows - 232 RDT positive only; 77 culture positive; 309 RDT and culture positive. The test positivity rate (TPR) for laboratory confirmation by culture is 25%

GENERAL FACT SHEET – DATA AS AT 25th JULY 2021

Table 1: Reported suspected cholera cases by state Week 01 – 29, 2021

	State	Reporting week 29					Cumulative			Confirmation			
		Suspect ed cases	Deaths	CFR (%)	RDT	Culture	Suspected cases	Deaths	CFR (%)	RDT		Culture	
										Tested	Positive	Tested	Positive
1	Bauchi	280	0	0	0	0	9,405	87	1.0	10	8	0	0
2	Kano	71	0	0	0	0	5,215	143	2.7	55	40	35	31
3	Sokoto	0	0	0	0	0	2,651	100	3.7	5	0	5	4
4	Zamfara	35	3	8.6	0	0	2,386	19	1.0	60	32	7	7
5	Jigawa	201	4	2.0	0	0	2,153	64	2.9	9	9	0	0
6	Plateau	0	0	0	0	0	1,047	17	1.6	44	35	0	0
7	Katsina	20	0	0	0	0	756	21	2.8	28	20	10	7
8	Benue	0	0	0	0	0	602	12	2.0	23	19	4	4
9	Delta	0	0	0	0	0	583	32	5.5	0	0	7	2
10	Kaduna	0	0	0	0	0	551	50	9.0	84	29	17	13
11	Nasarawa	0	0	0	0	0	411	17	4.1	0	0	4	4
12	FCT	0	0	0	0	0	330	24	7.3	16	5	0	0
13	Bayelsa	0	0	0	0	0	258	15	5.8	8	3	0	0
14	Niger	0	0	0	0	0	213	13	6.1	12	3	0	0
15	Gombe	0	0	0	0	0	190	1	1.0	8	5	0	0
16	Kwara	0	0	0	0	0	143	4	2.7	112	12	0	0
17	Enugu	30	0	0	0	0	127	13	10.2	7	7	0	0
18	Borno	11	0	0	0	0	51	1	2.0	6	3	3	3
19	Kebbi	0	0	0	0	0	35	1	2.9	0	0	0	0
20	Cross River	0	0	0	0	0	31	0	0	0	0	2	2
21	Yobe	0	0	0	0	0	24	3	12.5	1	1	0	0
22	Kogi	0	0	0	0	0	12	4	33.3	0	0	0	0
23	Adamawa	2	0	0	0	0	12	0	0	4	1	0	0
	Total	650	7	1.1	0	0	27,186	653	2.4	492	232	94	77

Figure 1: Map of Nigeria showing states with reported cholera cases, Week 01 – 29, 2021

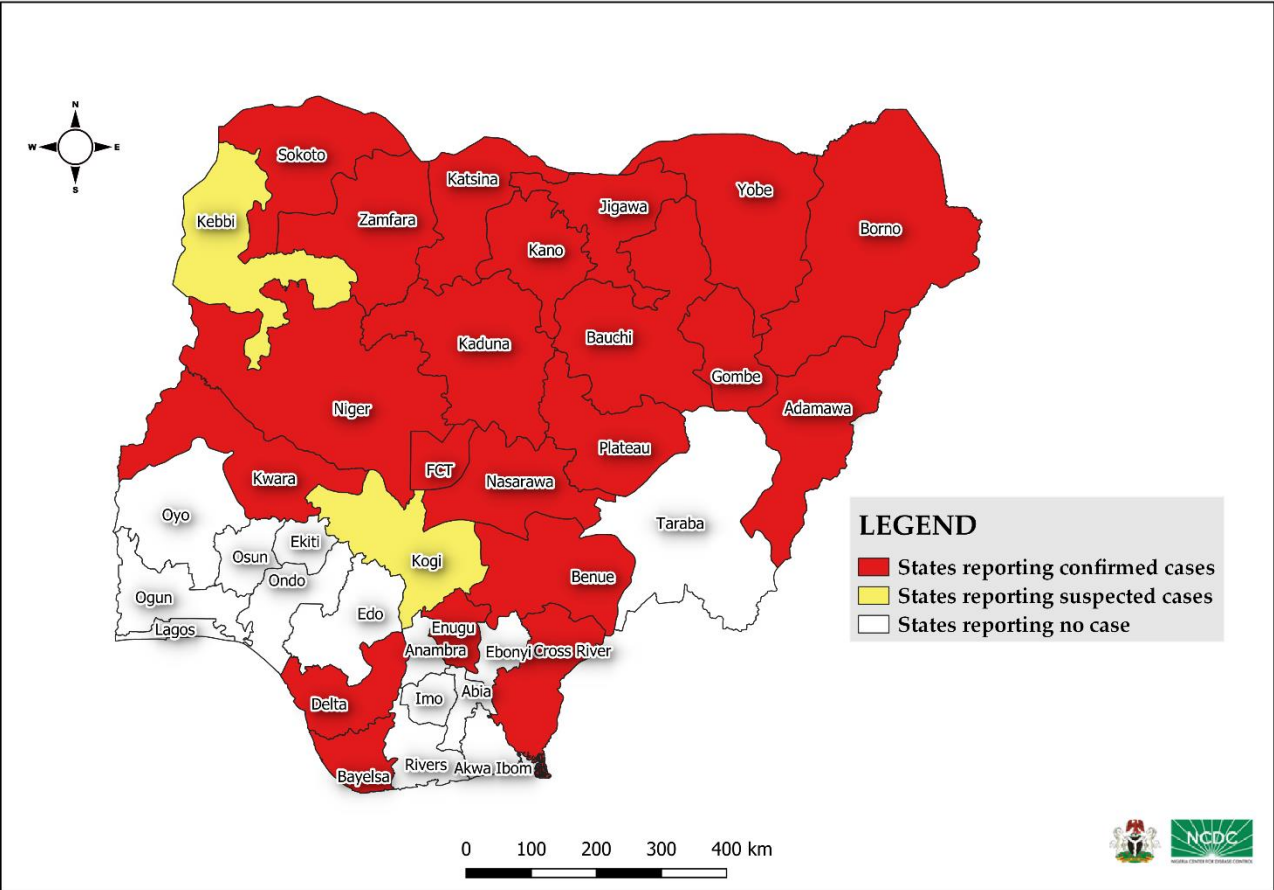


Figure 2: National Epi-Curve

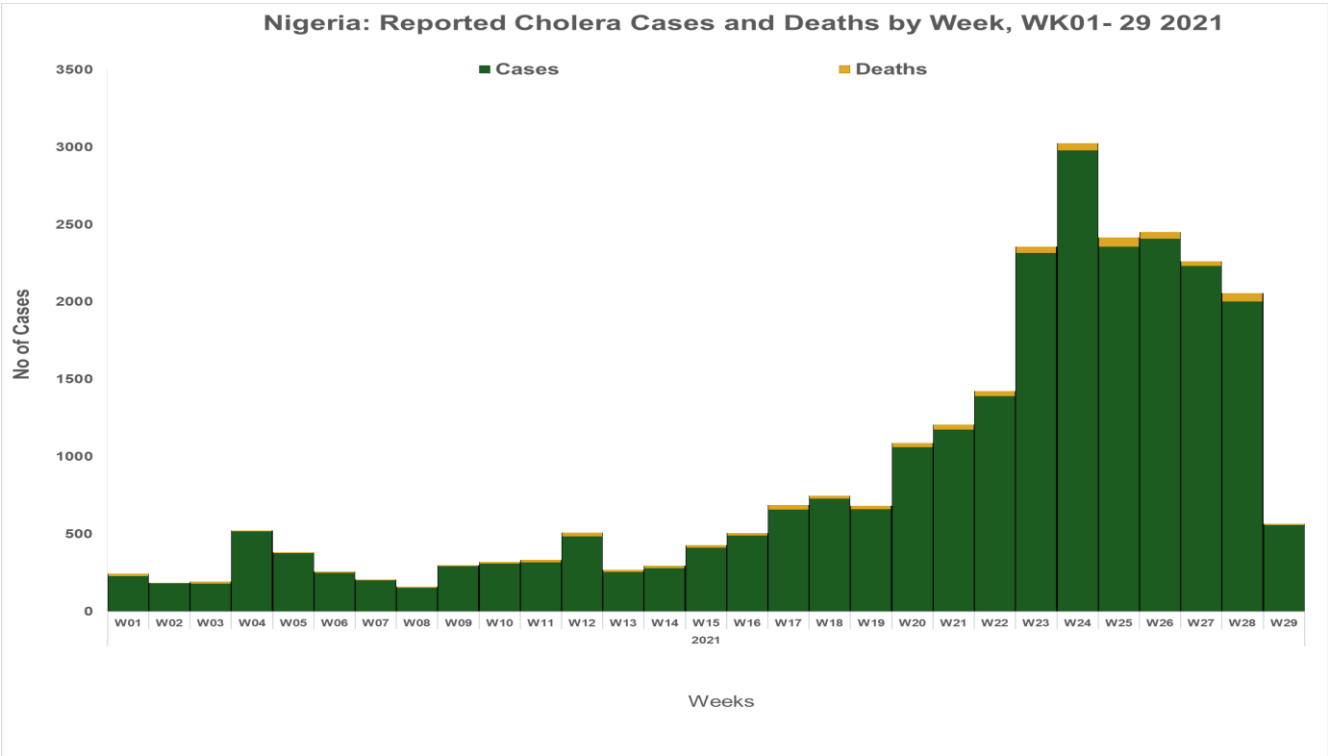


Figure 3: States Epi-Curve

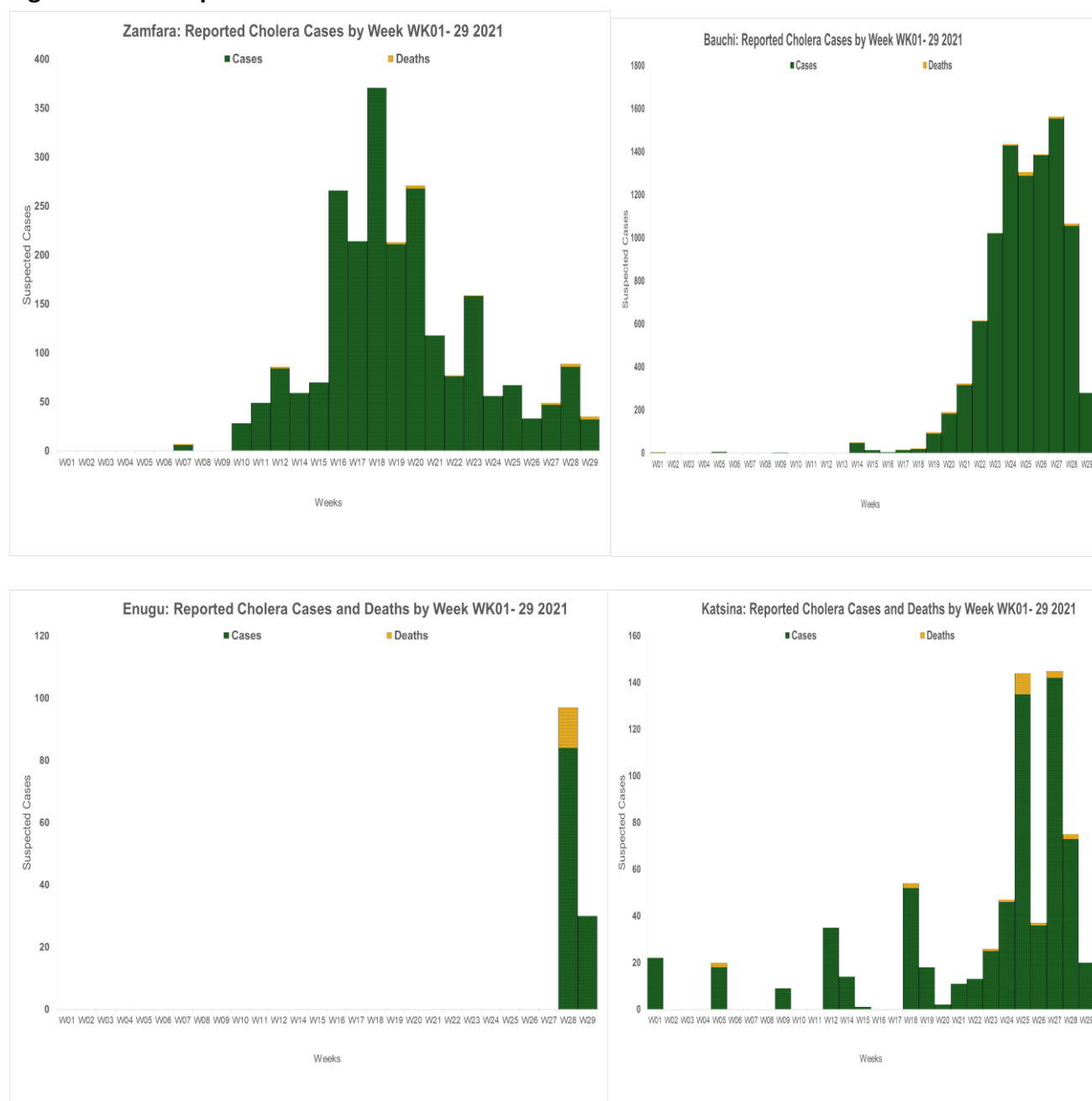
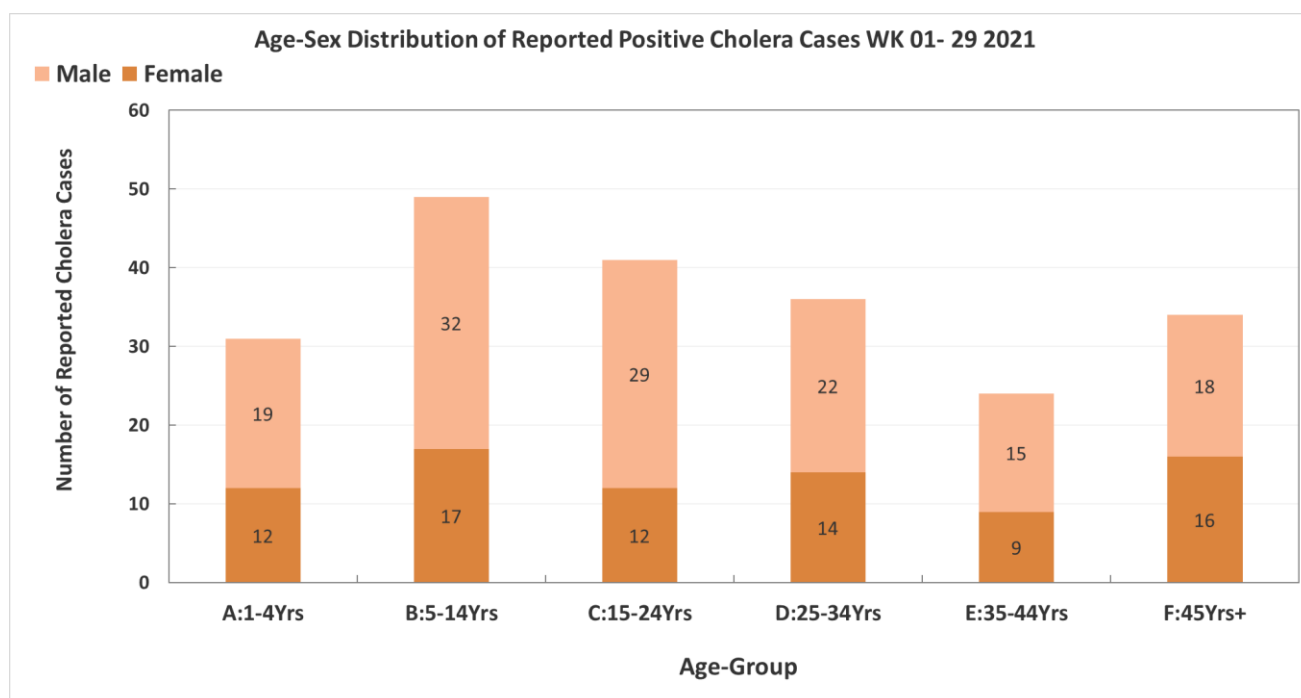
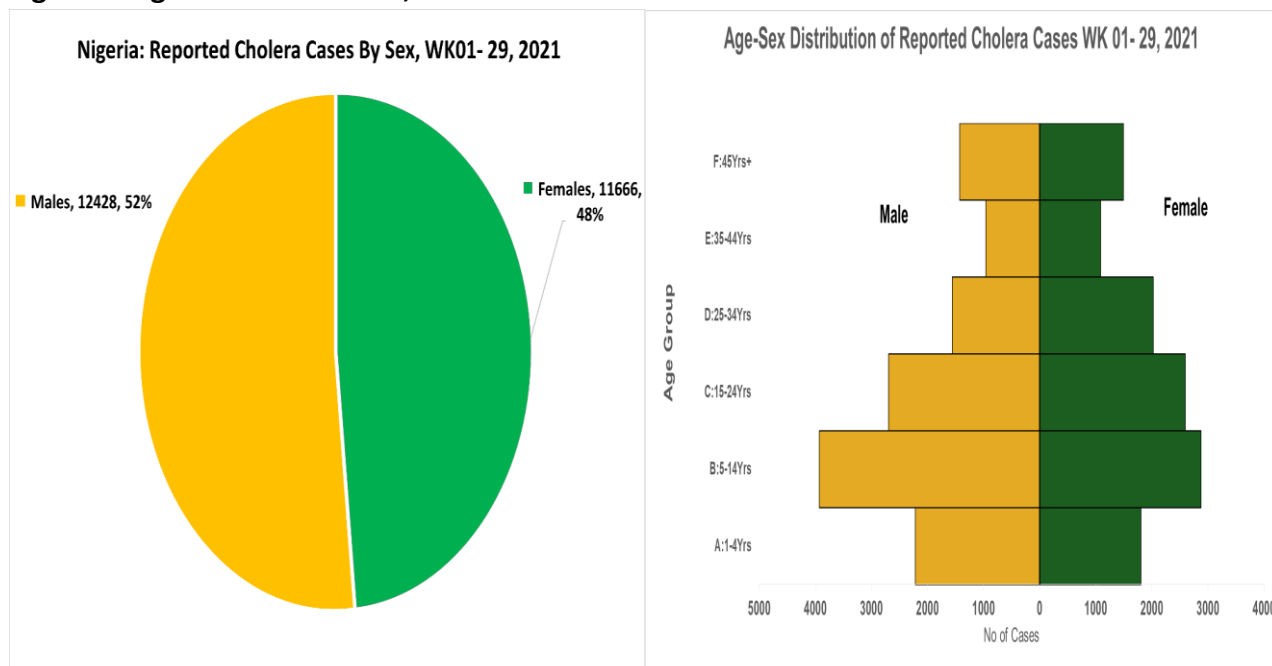


Figure 4: Age-Sex Distribution, Wk01 – Wk29



RESPONSE ACTIVITIES

Coordination

- Response is being coordinated by the national multi-sectoral EOC hosted at NCDC, in collaboration with Federal Ministry of Water Resources (FMWR), National Primary Healthcare Development Agency (NPHCDA) and partners
- Currently, Zamfara, Kaduna, Bauchi, Plateau, FCT, Kano, Enugu, Jigawa, Niger and Sokoto State-level EOCs are in response mode
- National Rapid Response Teams (RRTs) with response commodities were deployed by NCDC to support the response in six states - Benue, Kano, Kaduna, Zamfara, Bauchi and Plateau States

- Reactive OCV campaign was conducted in Bauchi LGA, Bauchi State from 24th to 28th July, 2021

Surveillance

- Ongoing surveillance in all states through the routine Integrated Disease Surveillance and Response (IDSR) and Event Based Surveillance (EBS)

WASH

- Hygiene promotion, provision of safe water, water chlorination, household disinfection and sensitisation on dangers of open defecation ongoing in high-risk communities by WASH sector partners and Community Health Volunteers in the affected states

Laboratory surveillance

- Supported testing of samples received from Benue, Niger, Plateau, Bauchi, Jigawa, Kaduna, Kano, Kwara, Katsina, Enugu, Bayelsa, Adamawa and FCT at NCDC National Reference Laboratory (NRL), Abuja
- Planned training of State Laboratory Scientists on sample collection and analysis

Risk communications

- Cholera jingles are being aired in English and local languages
- Community social mobilisation, distribution of Information, Education and Communication (IEC) materials and awareness campaigns ongoing in affected communities
- Continued follow-up with states for update on risk communication

Logistics and vaccination

- Essential response commodities are being distributed to all cholera active states
- Epidemiological trend is being monitored to guide ICG request for planned vaccination campaigns

Challenges

- Difficulty in accessing some communities due to security concerns
- Open defecation in affected communities
- Lack of potable drinking water in some rural areas and urban slums
- Inadequate vaccines to cover all LGAs, wards and settlements with cholera outbreaks
- Inadequate health facility infrastructure and cholera commodities for management of patients

Next Steps

- Conduct training on cholera surveillance, hotspots mapping and developed state level preparedness and response plans
- Maintain communication with states for data reporting and response support
- Develop and submit cholera vaccination request to International Coordinating Group (ICG) and the Global Task Force for Cholera Control (GTFCC) for reactive and preventive cholera campaign
- Continue advocacy to State Governments to increase funding in WASH infrastructures

- Pre-position response commodities across states
- Build capacity for sample collection, transportation and laboratory diagnosis
- Planned deployment of RRTs to more affected states
- Scale up risk communications